

Riley Hospital for Children at IU Health Map



A Riley Hospital Main Entrance
Main entrance for inpatients and guests
705 Riley Hospital Drive
Indianapolis, IN 46202

B Riley Outpatient Center (ROC) Entrance
Main entrance for outpatients
575 Riley Hospital Drive
Indianapolis, IN 46202

C Vendor Delivery Entrance
702 Barnhill Drive
Indianapolis, IN 46202

D Emergency Department Entrance

Patient Valet Parking

Entry

Accessible to People with Disabilities

Restrooms

Information Desk

Gift Shop

Food and Dining

Green Main Elevators

Red Elevators

Blue Elevators

Glass Elevators

Parking Garage Elevators

Orange Elevators

Resource Center Elevators

Kiwanis Elevators



































ROC Elevators
















Riley Hospital for Children
Indiana University Health

© 2014 IUHealth 11/14 IUH#16309
































GENERAL LOCATIONS

LOCATION	NEAREST ELEVATOR	FLOOR
Administration Offices	 Glass	2
Admitting/Inpatient Registration	 Green Main	1
Ambulatory Administration (Riley Outpatient Center – ROC)	 ROC	3
Auditorium	 ROC	LL
Café – The Patio	 Kiwanis	1
Cafeteria	 Glass	1
Chapel	 Resource	1
Cheer Guild	 Resource	4
Children's Clinical Research Center	 Orange	2
Children's Special Health Care Services Office	 Orange	1
Emergency	 Red/Blue	1
Family Education Classrooms	 Resource	1
Gift Shop – Over the Rainbow/Safety Store	 ROC	1
Gift Shop – Cheerful Sunrise	 Green Main	1
Gift Shop – Raggedy Man	 Glass	1
Information Desk (Atrium Lobby)	 Glass	1
Information Desk (Main Lobby)	 Green Main	1
Information Desk (Riley Outpatient Center (ROC)	 ROC	1
Library (Edward A. Block Family Library)	 Resource	1
Main Lobby	 Green Main	1
Meiks Conference Center	 Red/Blue	5
Nature's Table	 Glass	1
Optical Shop	 ROC	3
Orthotics (AOI)	 ROC	1
Outpatient Pharmacy	 ROC	1
Pastoral Care	 Resource	4
Pediatric Chairman's Office	 Red/Blue	5
People Mover	 Glass	1
Ronald McDonald House	 Resource	1
Ruth Lilly Learning Center	 ROC	LL
Safety Store (in Over the Rainbow Gift Shop)	 ROC	1
Social Work	 Resource	3
Surgery Waiting	 Red/Blue	2
Volunteer Office	 Resource	4

















OUTPATIENT AND THERAPY AREAS

LOCATION	NEAREST ELEVATOR	FLOOR
Adolescent Medicine/GYN (MSA 2)	 ROC	2
Apheresis Center	 Green Main	6
Audiology Speech Pathology	 Red/Blue	B
Autism Treatment Center	 ROC	4
Behavioral Pediatrics	 Red/Blue	5
Blood Drawing	 Orange	1
Cardiac Catheterization Lab	 Green Main	2
Cardiology (MSA 2)	 ROC	2
Cardiopulmonary Center	 ROC	2
Cardiovascular Surgery (MSA 2)	 ROC	2
Cast, Brace Shop & Wheelchair Fitting	 ROC	1
Cerebral Palsy CP (MSA 1)	 ROC	1
Child & Adolescent Psychiatry	 ROC	4

OUTPATIENT AND THERAPY AREAS

LOCATION	NEAREST ELEVATOR	FLOOR
Child Development	 Red/Blue	5
Christian Sarkine Autism Treatment Center	 ROC	4
Day Surgery	 Green Main	2
Dental MSA	 ROC	3
Dermatology (MSA 2)	 ROC	2
Developmental Pediatrics (MSA 1)	 Kiwanis	1
EEG	 Orange	1
ENT MSA/Hearing/Speech	 ROC	2
Endocrine (MSA 3)	 ROC	3
Gastroenterology (MSA 2)	 ROC	2
General Pediatrics (MSA 1)	 ROC	1
Hematology/Oncology MSA	 Kiwanis	3
Infectious Disease (MSA 3)	 ROC	3
Kidney MSA/Dialysis	 ROC	1
Medical Genetics (MSA 3)	 ROC	3
Metabolism (MSA 3)	 ROC	3
MRI	 Green Main	1
Neurology MSA	 ROC	1
Occupational Therapy	 Red/Blue	4
Ophthalmology MSA	 ROC	3
Orthopedics (MSA 1)	 Kiwanis	1
Outpatient Registration	 ROC	1
Outpatient Surgery Center	 ROC	LL
Physical Therapy	 Red/Blue	4
Pulmonary MSA	 ROC	2
Radiology (X-ray/CT/Ultrasound/IR)	 Kiwanis	1
Rehab Therapies	 ROC	1
Renal	 ROC	1
Rheumatology (MSA 3)	 ROC	3
Surgery MSA	 ROC	2
Urology MSA	 ROC	1

PATIENT UNIT LOCATIONS

LOCATION	NEAREST ELEVATOR	FLOOR
Burn Unit and Burn Clinic	 Green Main	5E
Cardiovascular Intensive Care Unit (CVICU)	 Green Main	3E
Heart Center	 Green Main	3W
Hematology/Oncology Unit	 Green Main	5W
Infant Intensive Care Unit	 Green Main	8E
Newborn Intensive Care Unit (NICU)	 Green Main	4
Pediatric Intensive Care Unit (PICU)	 Green Main	3E
Pediatric Intensive Care Unit (PICU)	 Green Main	7E
Rehab	 Glass	4
Simon Family Tower 7 West	 Green Main	7
Simon Family Tower 8 East	 Green Main	8
Simon Family Tower 8 West	 Green Main	8
Simon Family Tower 9 East	 Green Main	9
Simon Family Tower 9 West	 Green Main	9
Sleep Disorders Center	 Red/Blue	3
Stem Cell Unit	 Green Main	5E